


JUBO PADEL
PADEL COURT MANUFACTURER

PADEL+™

« **super panoramic**
Play the Pro's Court



About

JUBO PADEL THE PADEL PIONEER


JUBO Padel is a family-owned business of Spanish origin, driven by a commitment to excellence. Our journey has been marked by steady growth, underpinned by a relentless pursuit of innovation, a dedication to high-quality standards, and a focus on delivering complete customer satisfaction.

We are pleased to introduce our esteemed partner in the United Kingdom, Padel+. This seasoned and knowledgeable entity is within the racquet industry. Their expertise ensures unparalleled sales support, enhancing the overall experience of working with JUBO Padel.

At **Padel+**, we expect dedication to our customers, extending seamlessly from the first point of contact to project completion. We take pride in providing steadfast and responsive after-sales support, ensuring a fast and professional experience throughout your engagement. Your satisfaction is our paramount goal, and we stand by you every step of the way.



FUNDATIONAL MEMBER:




Superior performance

TECHNICAL SPECIFICATIONS

Take your game to a revolutionary level with our Super Panoramic court—superior structural strength with a distinctive minimalist design that pushes the limits of what is technically feasible today. The Super Panoramic court exceeds all expectations. Want to play like a pro? This is the place.

 super panoramic

JUBO PADEL
PADEL COURT MANUFACTURER



Designed to impress

The Super Panoramic court has been designed for minimum visual impact, with no pillars in the corners, offering maximum performance for players and spectators alike.

Enjoy a new playing experience. Feel the strength, safety, and quality.

An elegant, superior, and professional court just for the best.

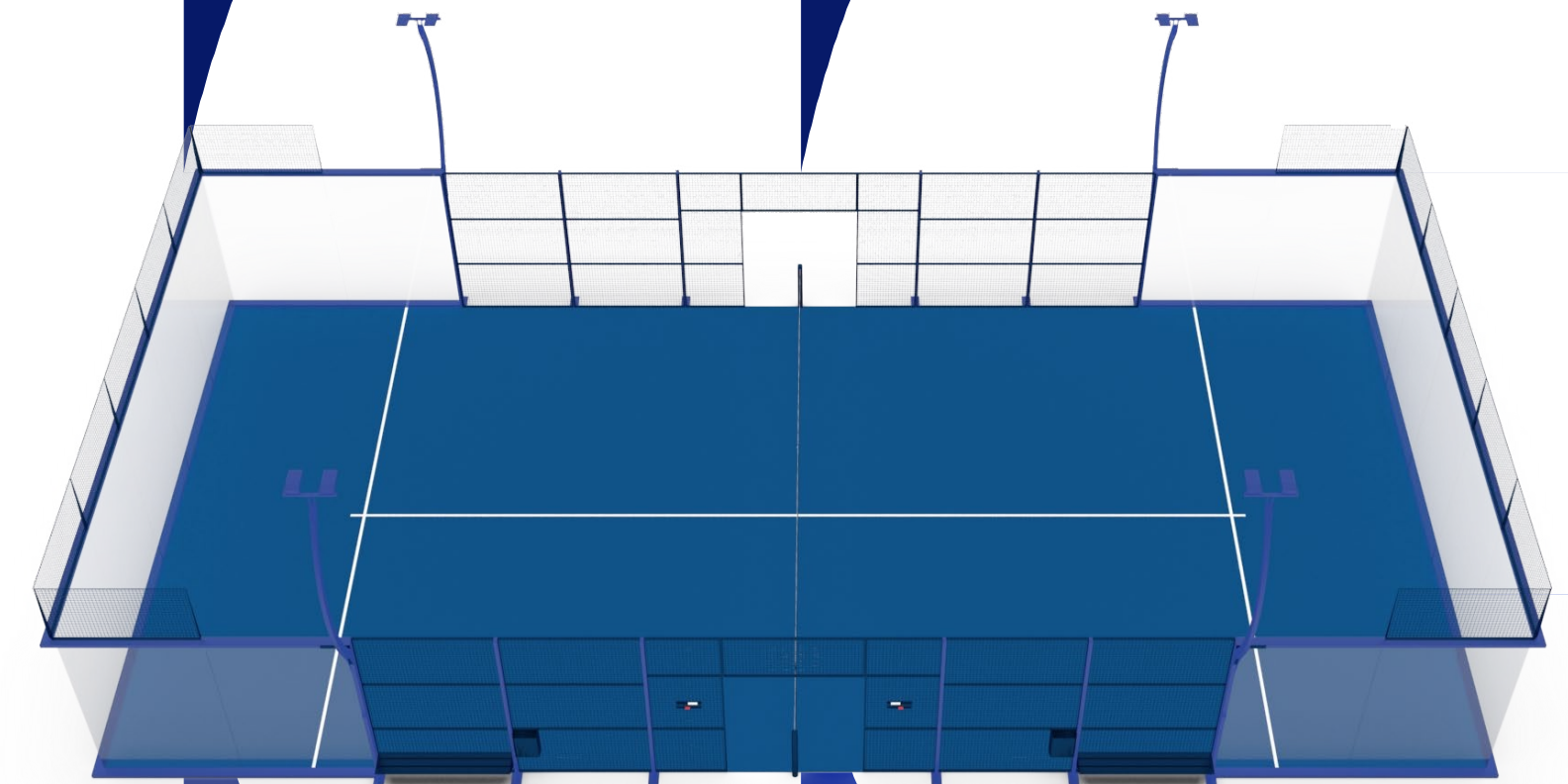
Design

Structure

Glass

Versions

Customization



Elite players collaboration

AGUSTÍN GÓMEZ SILINGO & MARTA MARRERO

We work together with two outstanding padel players. One of the players with the longest and most successful careers in WPT history, Agustin Gomez Silingo, was a key member of the team that developed our Infinity court.

His expertise has been essential in providing us with professional player feedback, enabling us to create the best court on the padel market.

For the past twelve years, Marta Marrero has been regarded as one of the top padel players in the world. She won 25 professional championships and was ranked first in the world in 2016 and 2019 before temporarily retiring from the World Padel Tour. She currently owns five Aerial clubs in Catalonia, each with its own padel academy where anyone can enjoy playing in our Infinity court.

We are proud to collaborate and share the passion for padel with these two great professionals.

Design

Structure

Glass

Versions

Customization



TOP WPT PLAYERS



PADEL+™

Technical specifications

Performance needs technology

Reinforced electro-welded wire mesh

Durability and reinforcements

Galvanized steel S235

Active perimeter

Anti-injury system

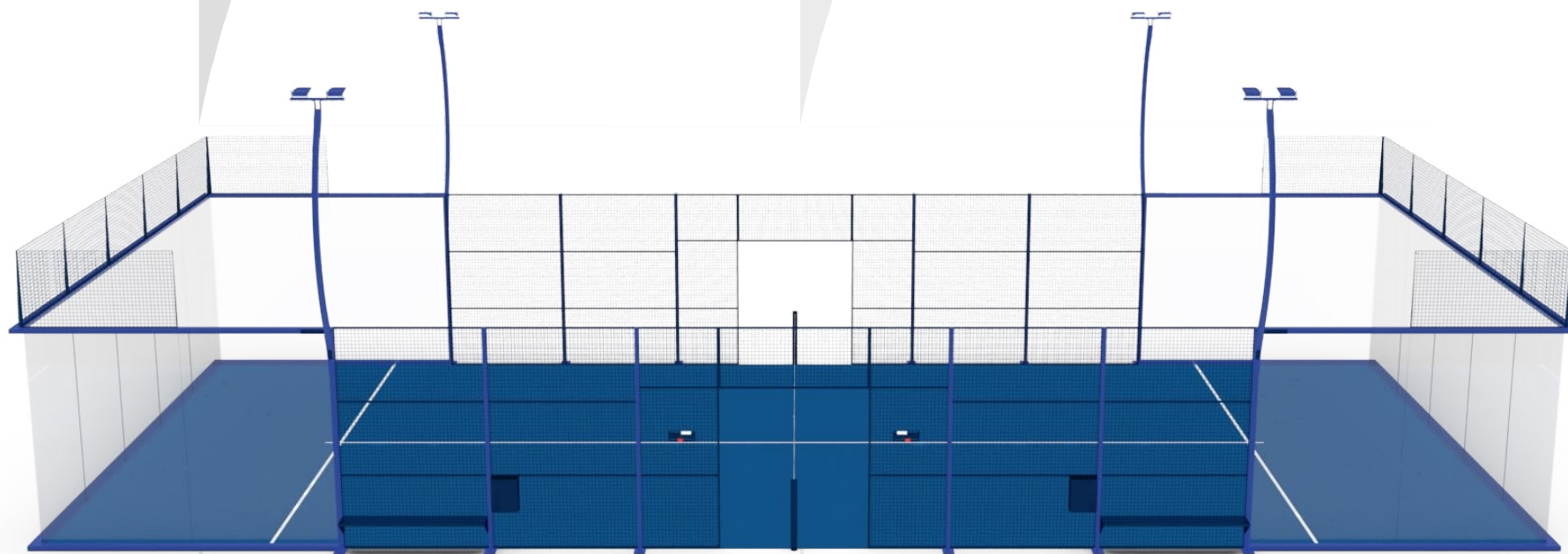
Laser cutting technology

Rounded netting posts

Minimal carbon footprint

WPT style access

Highly customizable




Structure



Homologated structural system.

- Design
- Structure 11
- Glass
- Versions
- Customization



Active perimeter

Super-panoramic walls are built with 84 meters of hot-dip galvanized 140 x 60 x 2 mm tubing around the entire perimeter of the glass walls (no tubing or metal profiles in the corners of the court), providing greater safety with the best aesthetic finish. The glass walls are anchored to the floor with 60 approved metal anchors. The glass is fixed to the perimeter of the structural tube and perfectly flush with the mesh, with no edges.

Electro-welded mesh

Fourteen units of 1x2 meter mesh frames made of 3mm thick perimeter plate with 50x50x4mm electro-welded mesh inside, installed on the glass wall, with a minimalist design to offer the best visibility to spectators and a stunning aesthetic finish. Twelve units of 3x2 meter mesh frames manufactured with 3mm thick folded plates and folded mesh on the vertical sides are designed as an anti-injury system that simultaneously provides an unbeatable aesthetic finish, guaranteeing the continuity of the homogeneous mesh. These frames are internally reinforced with two tubes of 40x20x2mm to maximize long-term resistance to deformation caused by blows.

Structure



Homologated structural system

Carbon steel

All the metal used to produce the metallic structure is carbon steel S235 full galvanized Z275

Support of the structure

Eight pillars 100 x 50 x 2 mm thick, 3 meters high, with 26 x 19 x 1 cm thick anchor plates reinforced with 40 cm high buttresses. Each pillar is placed every 2 metres on strengthening and bracing the structure, anchored to the ground by four approved metal anchors.

A4 stainless steel screws

And 144 CE approved and certified anchors for direct fixing in concrete.

Certified paint

Qualisteelcoat® C4H and C5VH (ISO 12944)


Design

Structure 1.2

Glass

Versions

Customization



Structure



Homologated structural system



Design

Structure 13

Glass

Versions

Customization



Net posts match the structure

Rounded shape without corners, with an internal tensioning system accessible with a hinged lid and concealed anchor plate to prevent injury.

WPT type open entrances

2 large open entrances in the centre of the court to facilitate players' quick and safe access and exit.

Tempered Glass

— EN 12150

According to International Padel Federation standards for tempered glass, 12 mm thick with a flat polished edge, with perfect planimetry and fully approved according to WPT, Premier Padel, and APT designs: 18 panes of 2995 x 1995 mm, with countersunk holes (108 m2).

Design

Structure


Glass

Versions

Customization

Highest quality rubber gaskets, with the same thickness as the metal section, to absorb shocks and vibrations of the glass against the metal structure. Anchoring of the tempered glass with M10 countersunk A4 stainless steel screws.

CHARACTERISTICS FOR EACH GLASS PANE



Width: 2995 mm



Height: 1995 mm




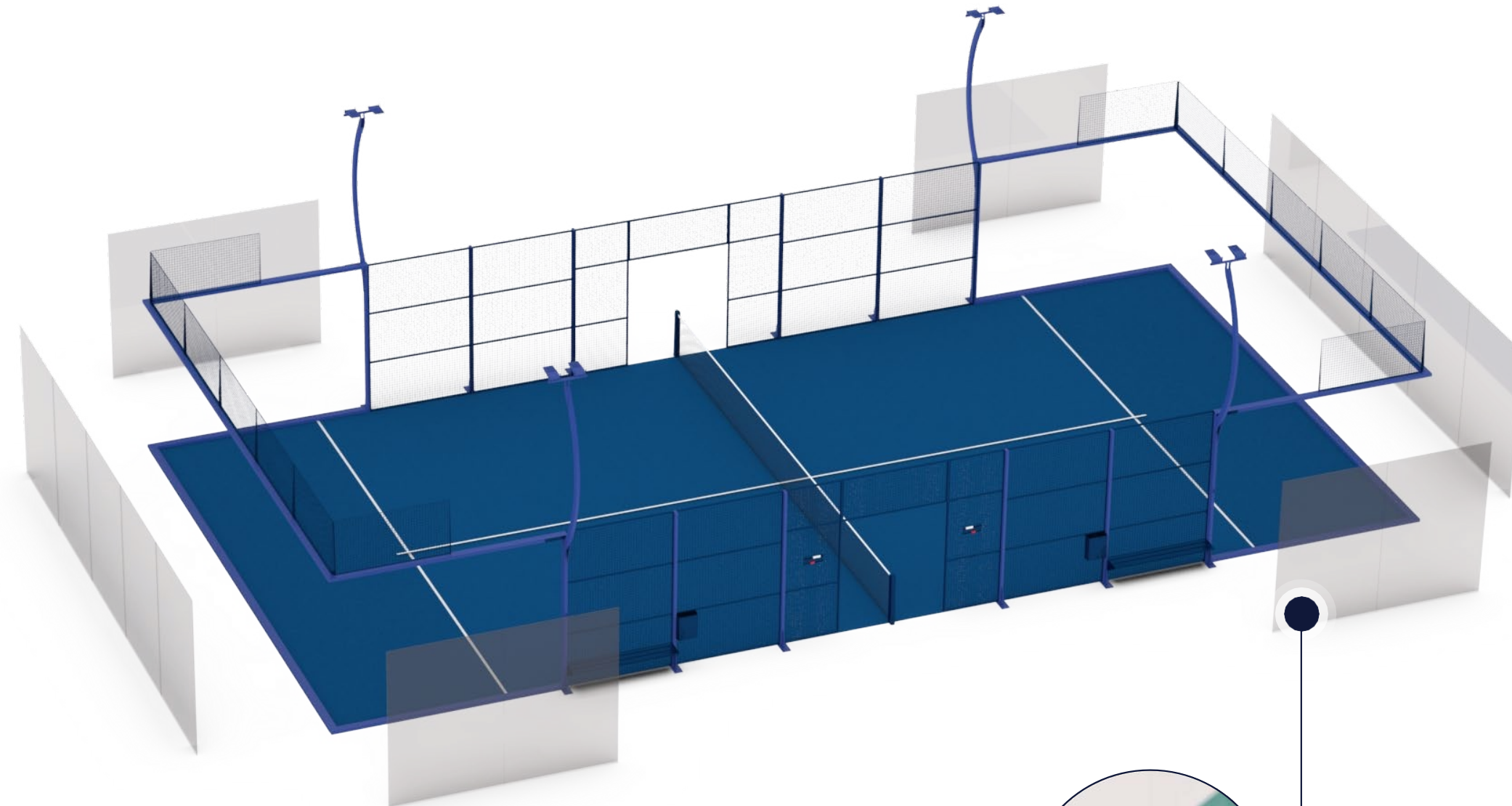
Thickness: 12 mm



Weight: 180 kg



Bird-friendly (on request)



Choose the structural system you need

Depending on the weather conditions to which the padel court is subjected, or if it needs to be a fixed or temporary installation, but always enjoy the same performance, maintaining maximum elegance and the best design, regardless of whether you play indoors or on the roof of a skyscraper

Design

Structure

Glass

Versions

Customization




super panoramic

Strength and durability to withstand normal weather conditions. Patented structural system designed to obtain the best playing performance, at all levels and intensively. The recommended option for most facilities, paddle clubs, hotels and private homes.

TOTAL: 7694 kg

Structure + fixings	1475 kg
Glazing	3534 kg
Turf	595 kg
Sand	2030 kg
Lighting	60 kg



super panoramic **POP-UP**

Designed to be able to assemble and disassemble the track without losing quality and playability. With portable kit to avoid anchoring to the ground. Suitable for temporary or fixed installations, it is the ideal choice for events.

TOTAL: 9264 kg

Structure + fixings	3045 kg
Glazing	3534 kg
Turf	595 kg
Sand	2030 kg
Lighting	60 kg



Design

Structure

Glass

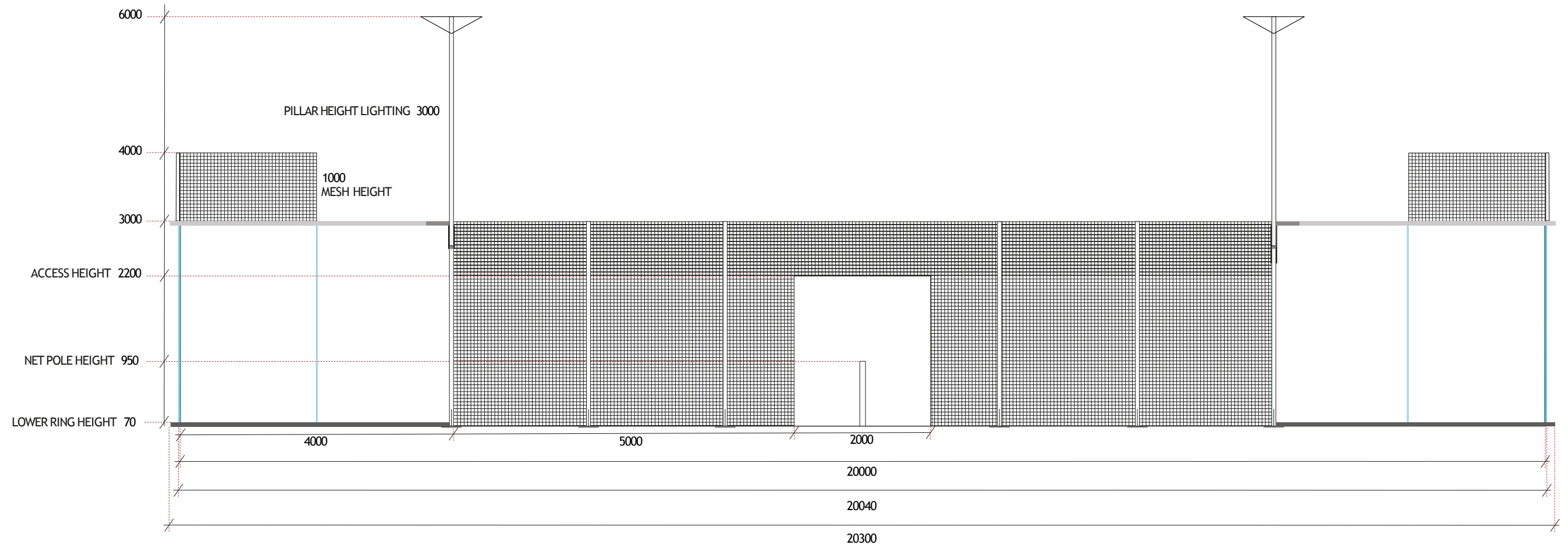
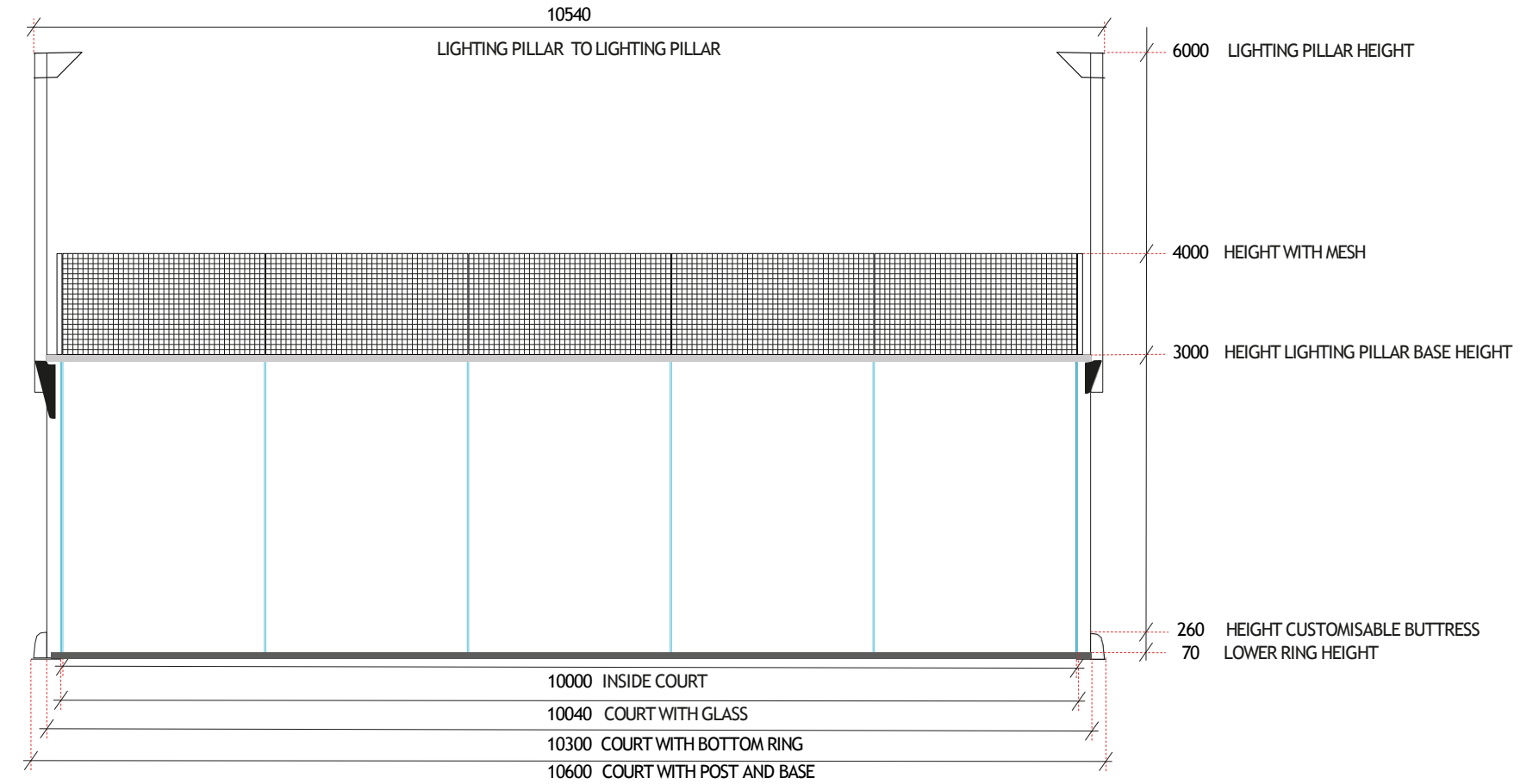
Versions

Customization

Measurements

Elevations

UNIT OF MEASUREMENT: MILLIMETRES





super panoramic

Design

Structure

Glass

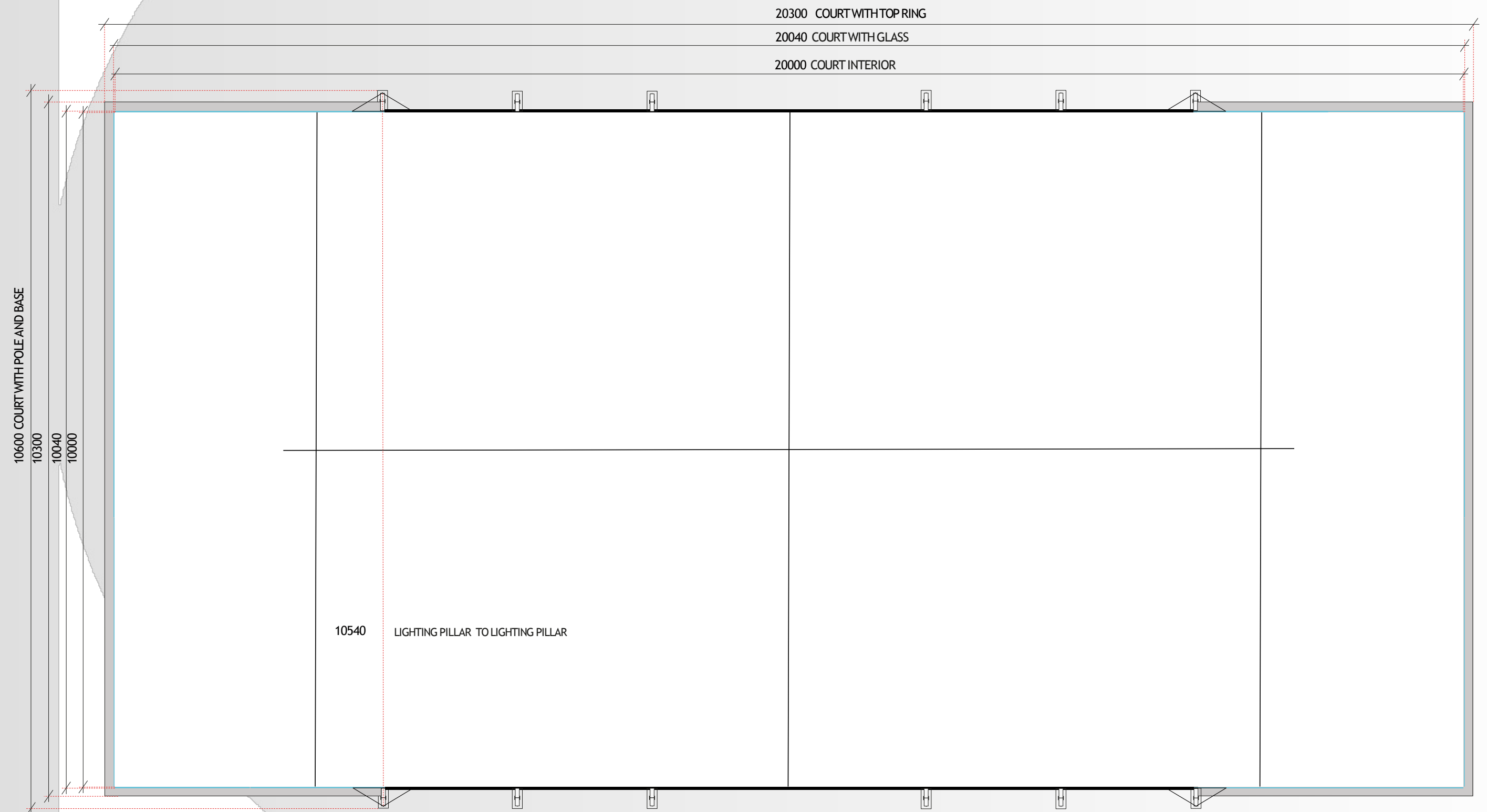
Versions

Customization

Measurements

Plan

UNIT OF MEASUREMENT: MILLIMETRES



super panoramic POP UP

The flat steel plates of the outdoor play area are supplied unpainted, we recommend covering them with carpeting

Design

Structure

Glass

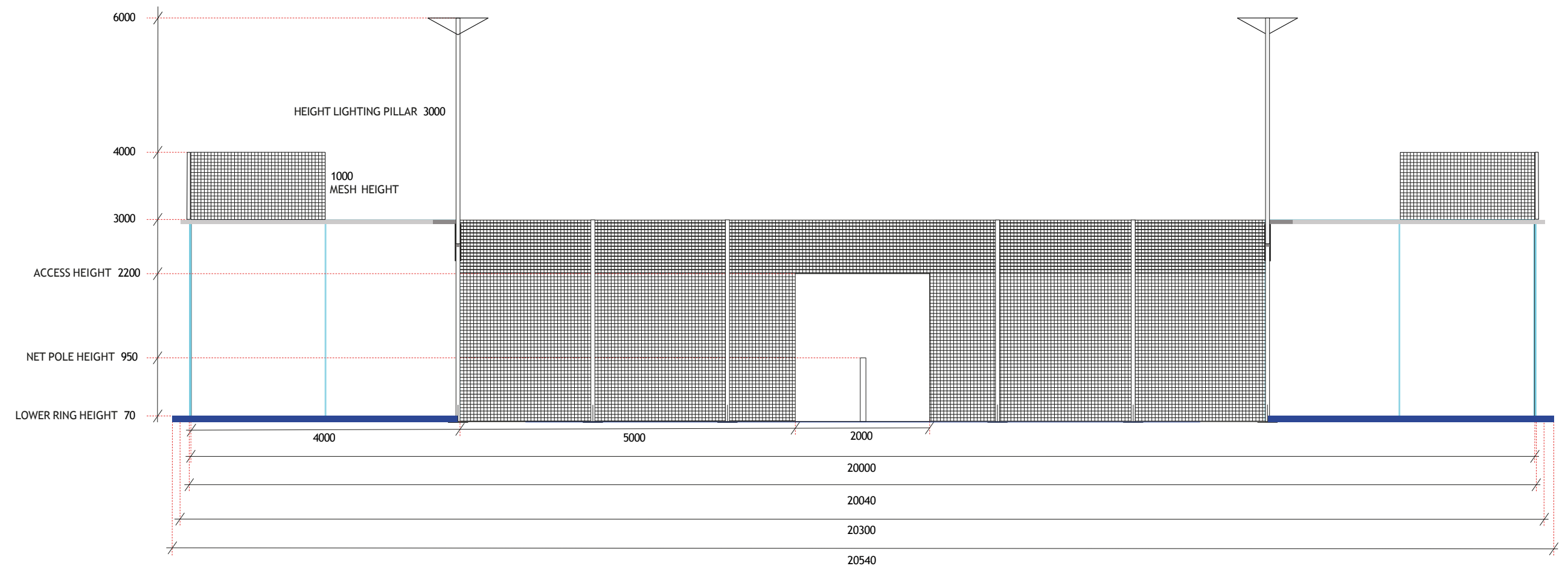
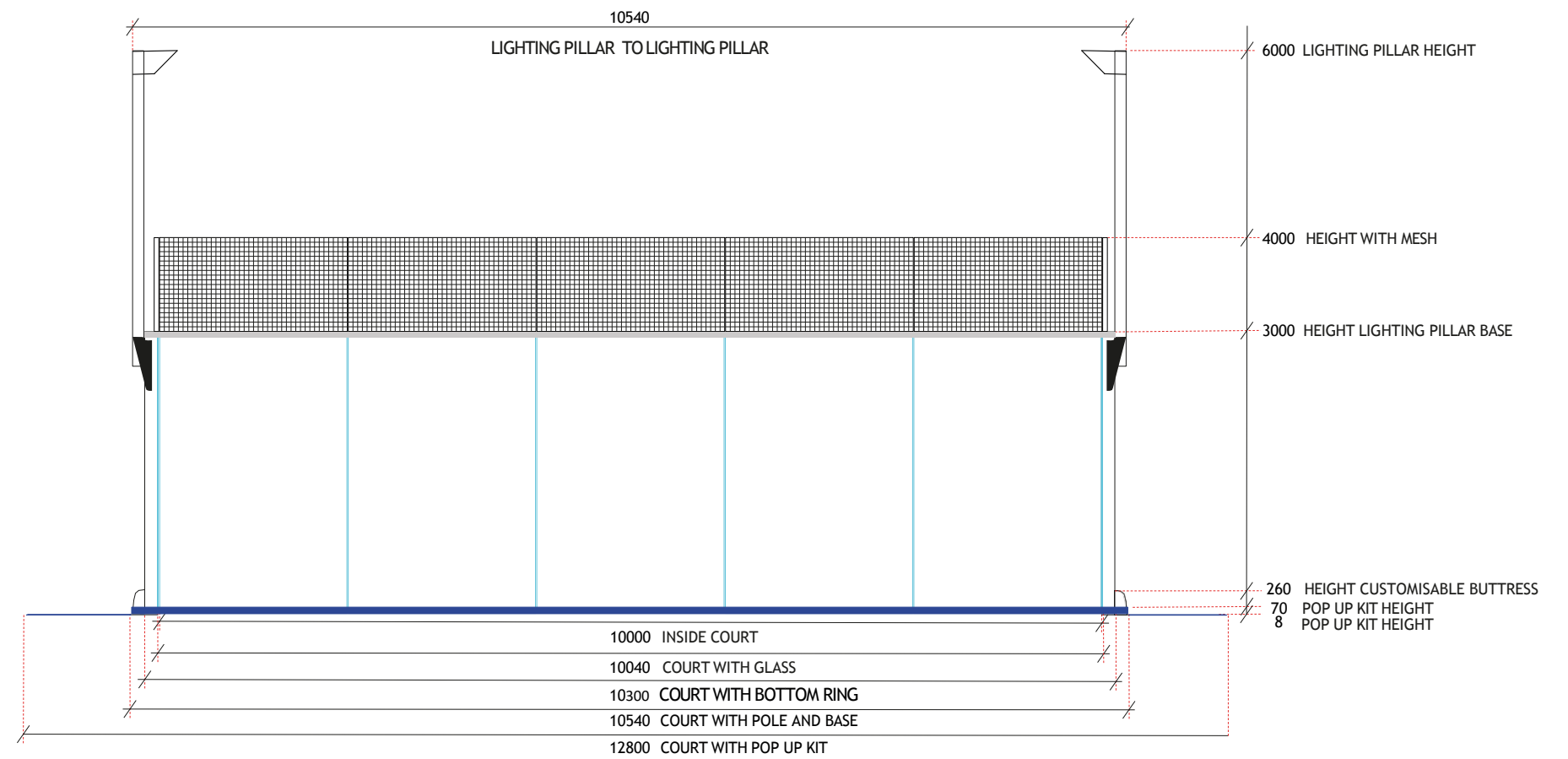
Versions

Customization

Measurements

Elevations

UNIT OF MEASUREMENT: MILLIMETRES



super panoramic POP UP

The flat steel plates of the outdoor play area are supplied unpainted, we recommend covering them with carpeting

Design

Structure

Glass


Versions

Customization

Measurements

Plan

UNIT OF MEASUREMENT: MILLIMETRES



Whatever you need, we can do it

Customize your Padel court according to your needs, including colors, brand, lighting, protection, and complementary accessories.


Design

Structure

Glass

Versions

Customization















Structure / Color

Structure colour

Choose any colour on the RAL chart or combine them in the padel court.

— MOST POPULAR COLOURS

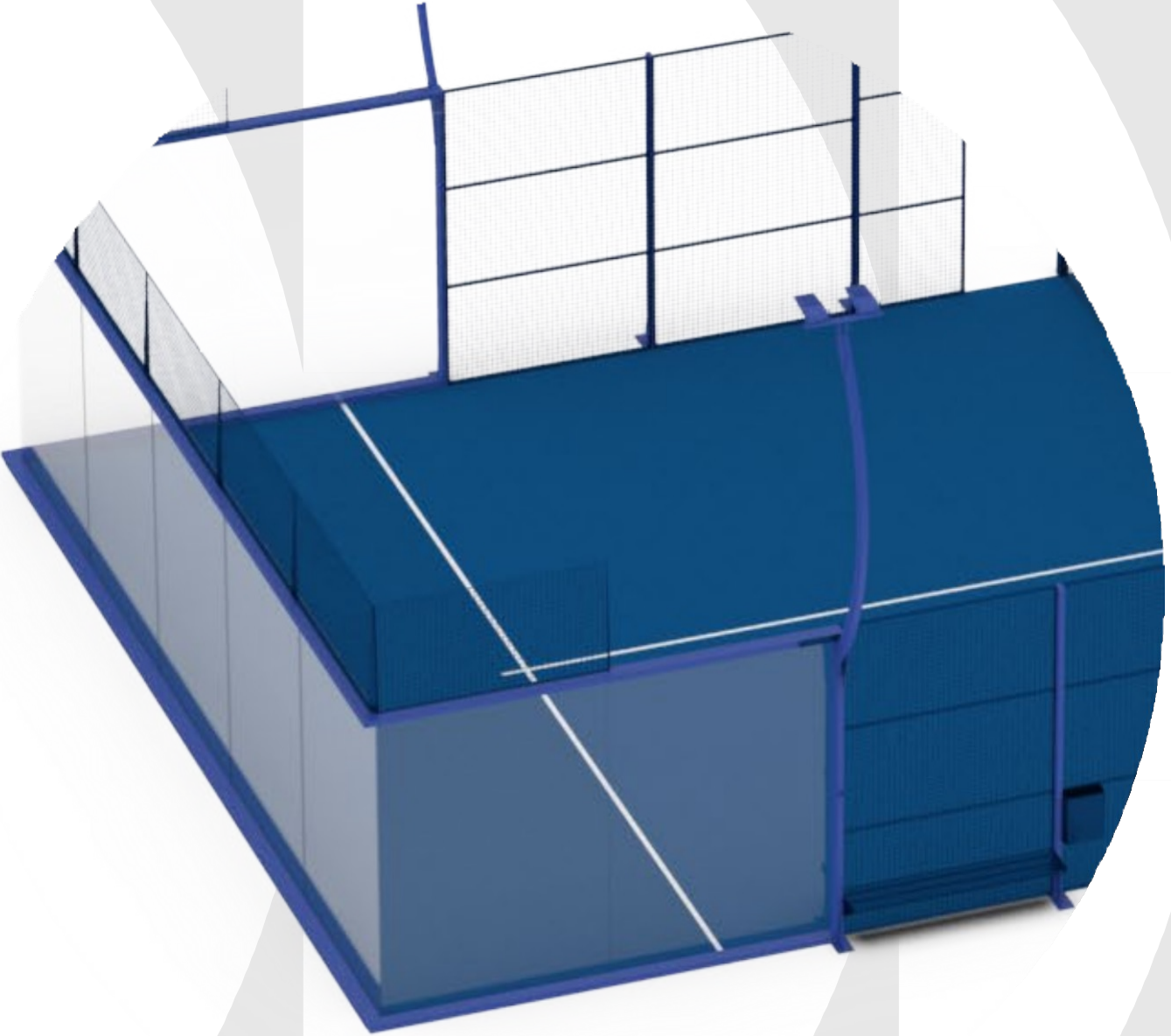
											
RAL	RAL	RAL	RAL	RAL	RAL	RAL	RAL	RAL	RAL	RAL	RAL
1021	1021	3000	5005	5015	6005	7016	7021	7038	8014	9016	9005

Zinc primer

For places with very humid or corrosive atmospheres or climates.

Customizable plates

The reinforcement brackets of the four vertical tubes of the panoramic wall as well as all buttress plates of the eight 100 x 50mm pillars are customizable with the brand or name of your choice



- Design
- Structure
- Glass
- Versions
- Customization

Design

Structure

Glass

Versions

Customization



PRIMARY OPTION

Game lines in white in the same material, joint tape, special adhesives, as well as supply and extension of silica sand of selected granulometry with rounded edges, in a total of 10 kg/m² for **MONDO XN SUPERCOURT** and **PRO TURF 240**

Turf Options

PRIMARY OPTION

MONDO XN SUPERCOURT (Official Turf of World Padel Tour) top quality monofilament in green, red or blue colour. Turf made from STX and XNOVA, both polyethylene fibre, texturized (curly) monofilaments, 10mm height, and 250 / 160 µm thick. Six monofilament fibres inserted per knot and 46.200 knots per m² (total: 554.400 filaments per m²). 10.000 Dtex turf with a total fibre weight of 1.393 g/m². Support base finished in polyurethane to ensure better long-term finish, with a total product weight of 2.208g/m².



SECONDARY OPTION

PRO TURF 240 top quality monofilament in blue, green, clay, red, pink or black colour. Turf made from polyethylene fibre, texturized (curly) monofilaments, 10mm in height and 170 µm thick. Six monofilament fibres were inserted per knot and 50.394 knots per m² (806.304 filaments per m²). 8.800 Dtex turf with a total fibre weight of 1.353 g/m². The backing is made with a dual-layer woven polypropylene with fibre-locked fleece and latex, with a total product weight of 2.504/m².



Lighting pillars

Design

Structure

Glass

Versions

Customization

STRAIGHT PILLAR

↑ ↓ Height: 3133 mm

▬ Tube: 120 mm x 60 mm

⚖ Weight: 22 kg



CURVED PILLAR

↑ ↓ Height: 3675 mm

▬ Tube: 60 mm x 60 mm

⚖ Weight: 21,1 kg

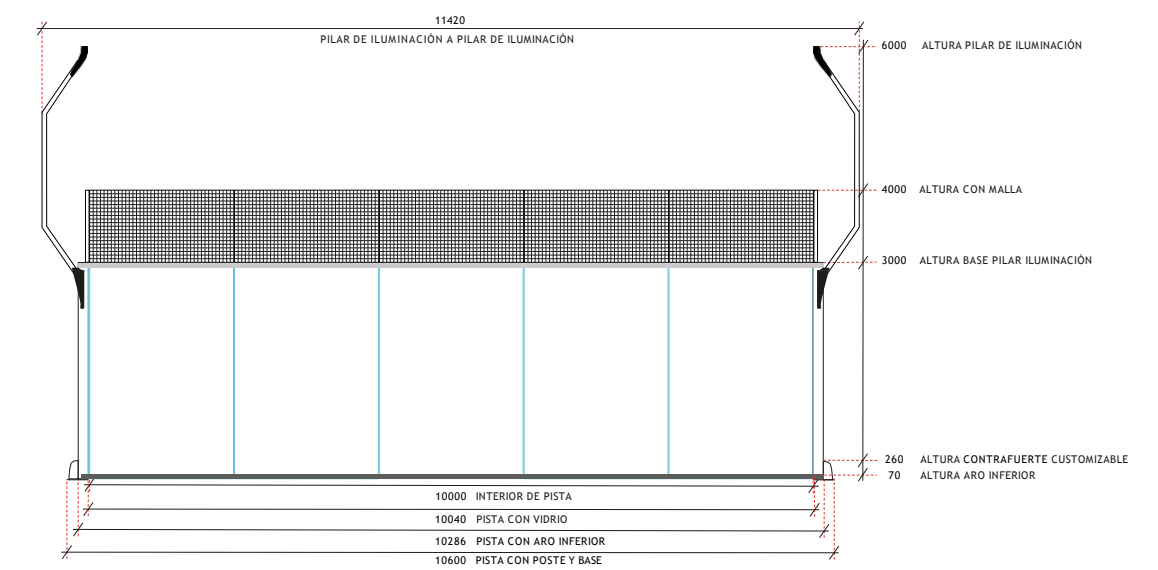
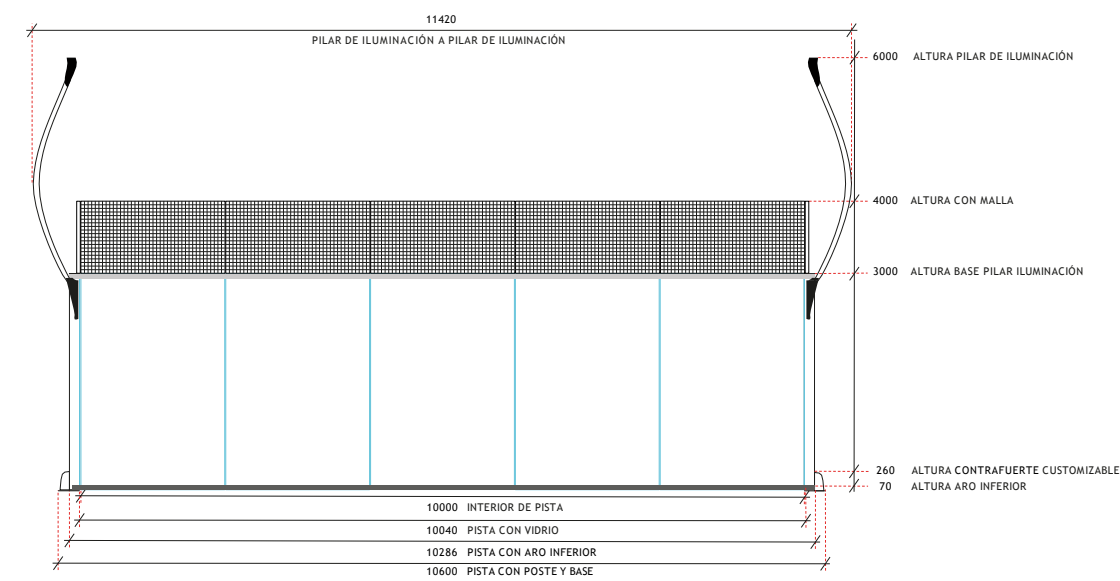
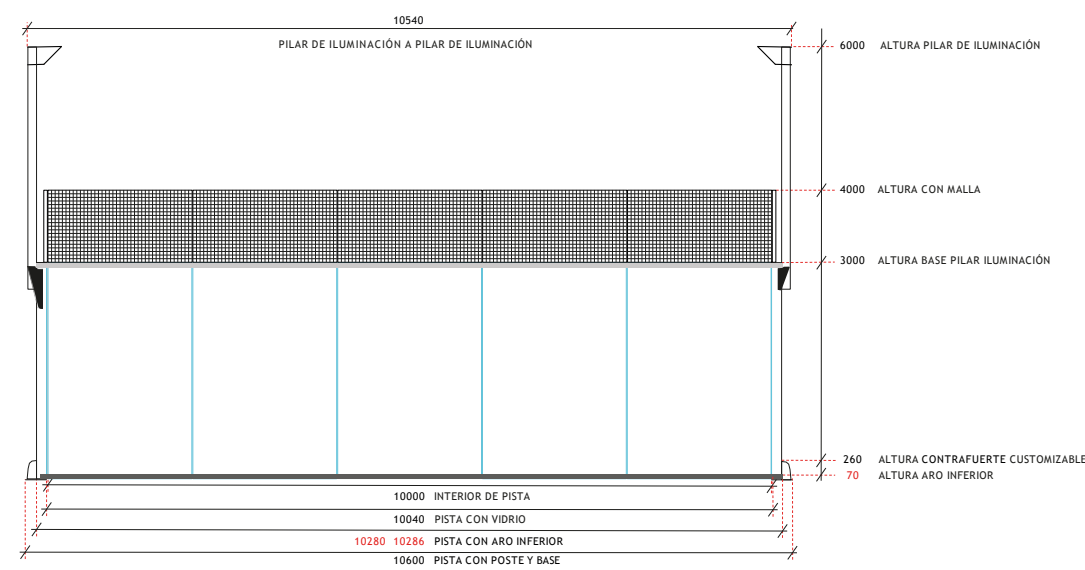


PILLAR V

↑ ↓ Height: 3673 mm

▬ Tube: 60 mm x 60 mm

⚖ Weight: 17,1 kg



Asymmetric LED Lighting from ProSportLED

	Lum/Watt	Light flux	Temperature	Weight
Master 200W	140	28500 Lm	5000 K	4,5 kg


Design

Structure

Glass


Versions

Customization



Accessories

Benches



Width: 2000 mm
Height: 280 mm
Depth: 399 mm
Weight: 43,4 kg


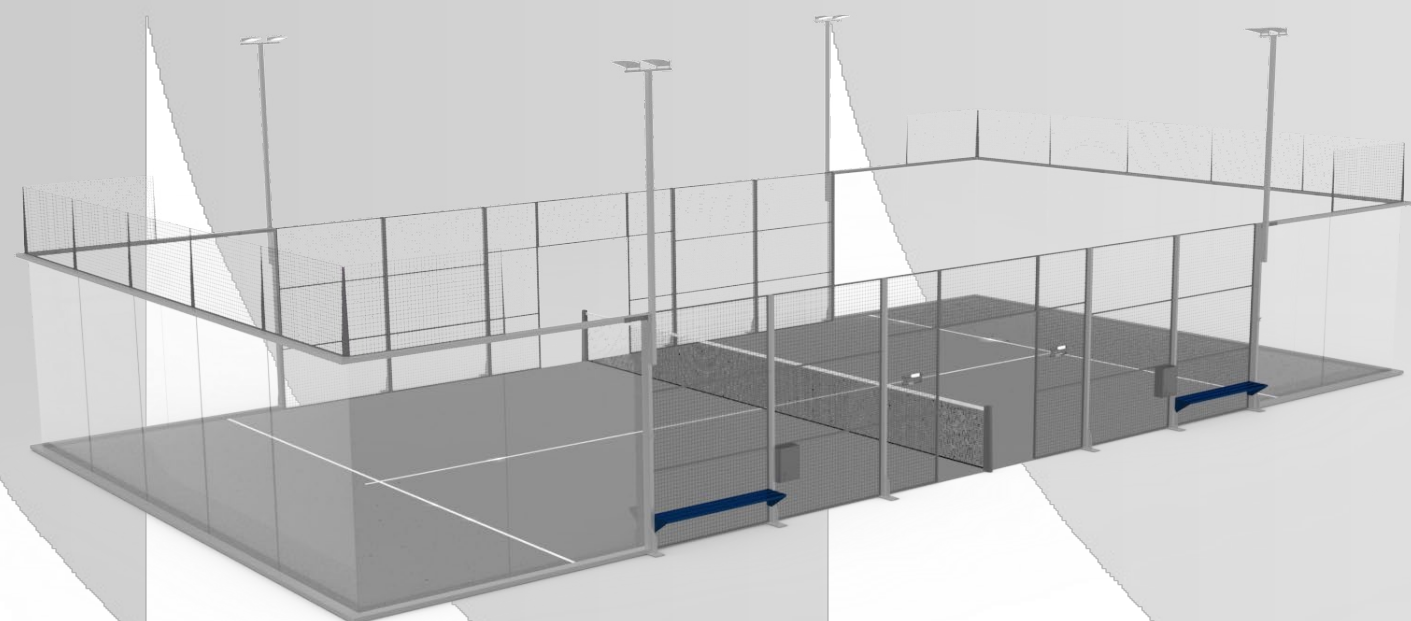
Design

Structure

Glass


Versions

Customization



Accessories

Hangers



↔ Width: 170 mm

↕ Height: 74 mm

↗ Depth: 48 mm

 Weight: 0,8 kg


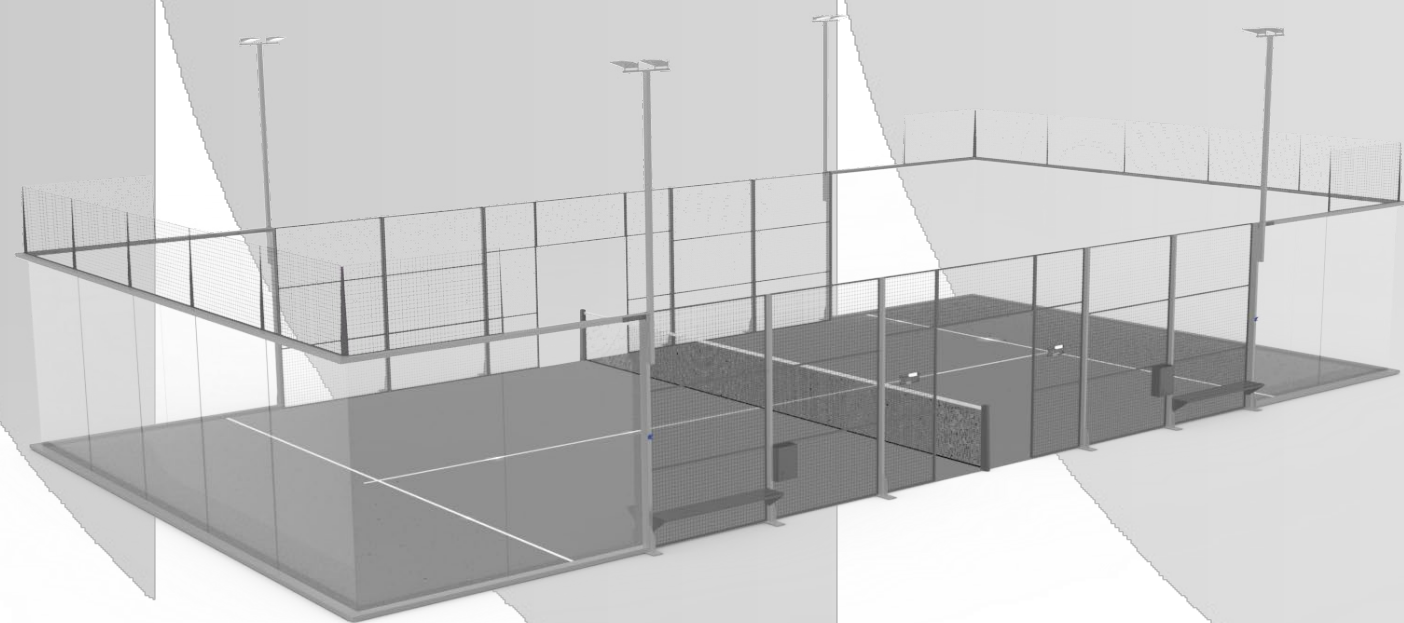
Design

Structure

Glass

Versions

Customization



Accessories

Bins



Width: 360 mm



Height: 450 mm



Depth: 180 mm



Weight: 6,5 kg

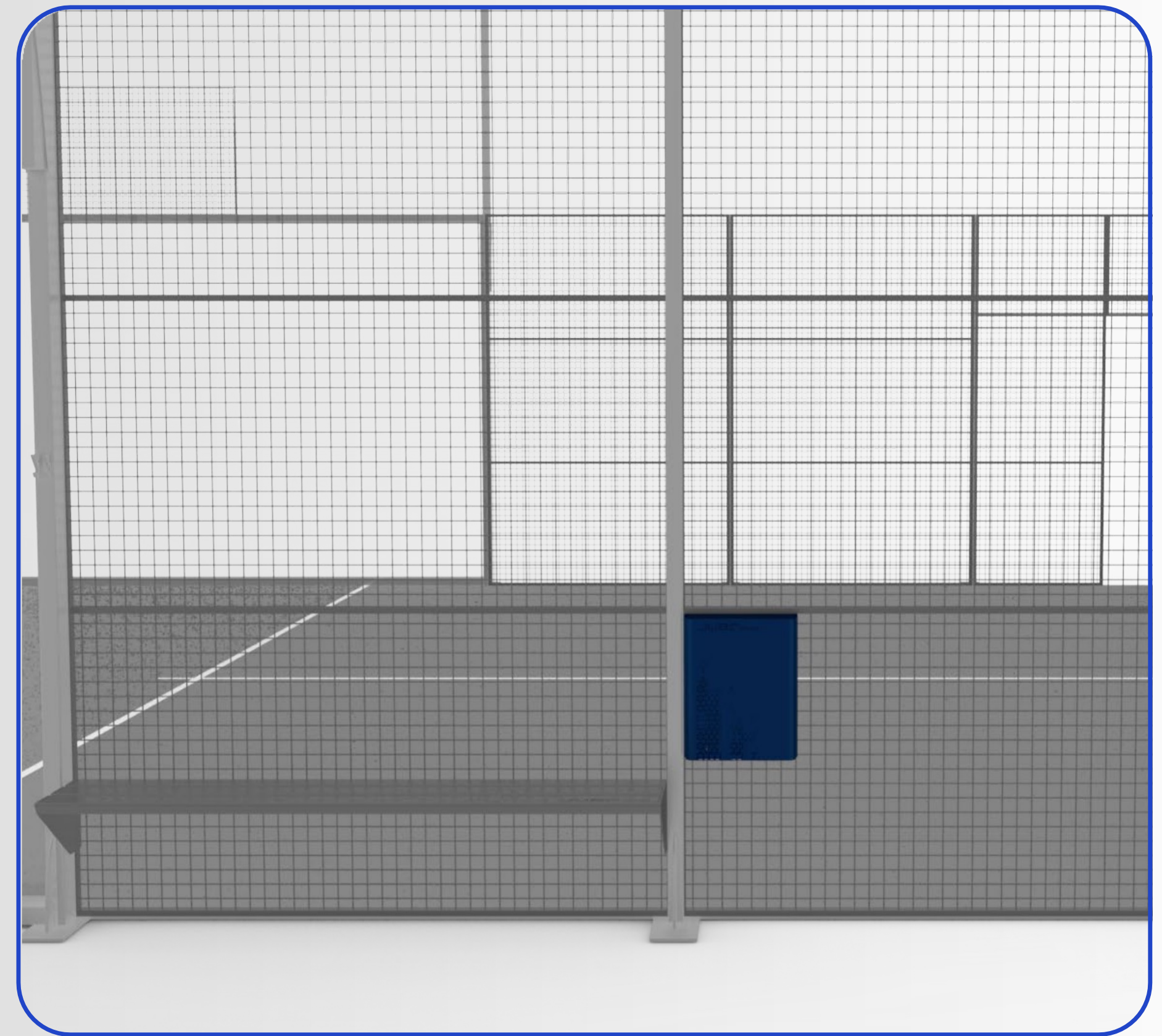
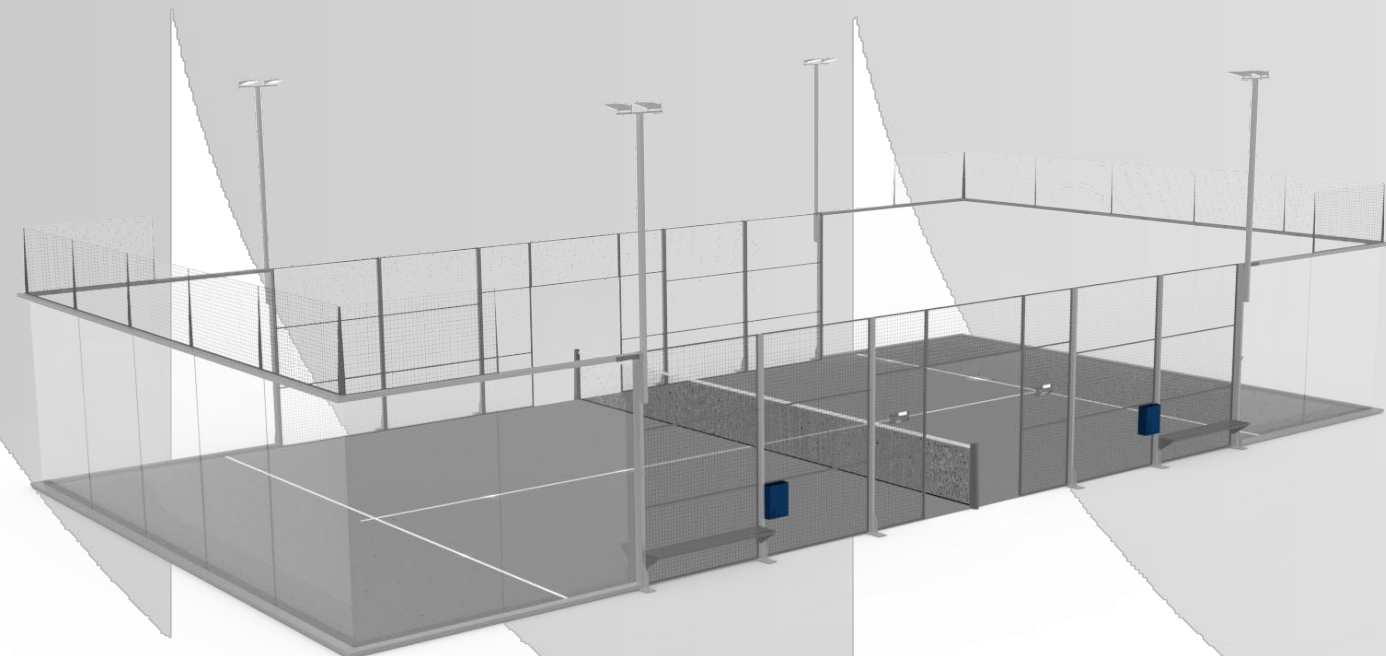
Design

Structure

Glass

Versions

Customization




Accessories

Scoreboards



- ↔ Width: 350 mm
- ↕ Height: 142 mm
- ↗ Depth: 33 mm
- 🏠 Weight: 0,935 kg



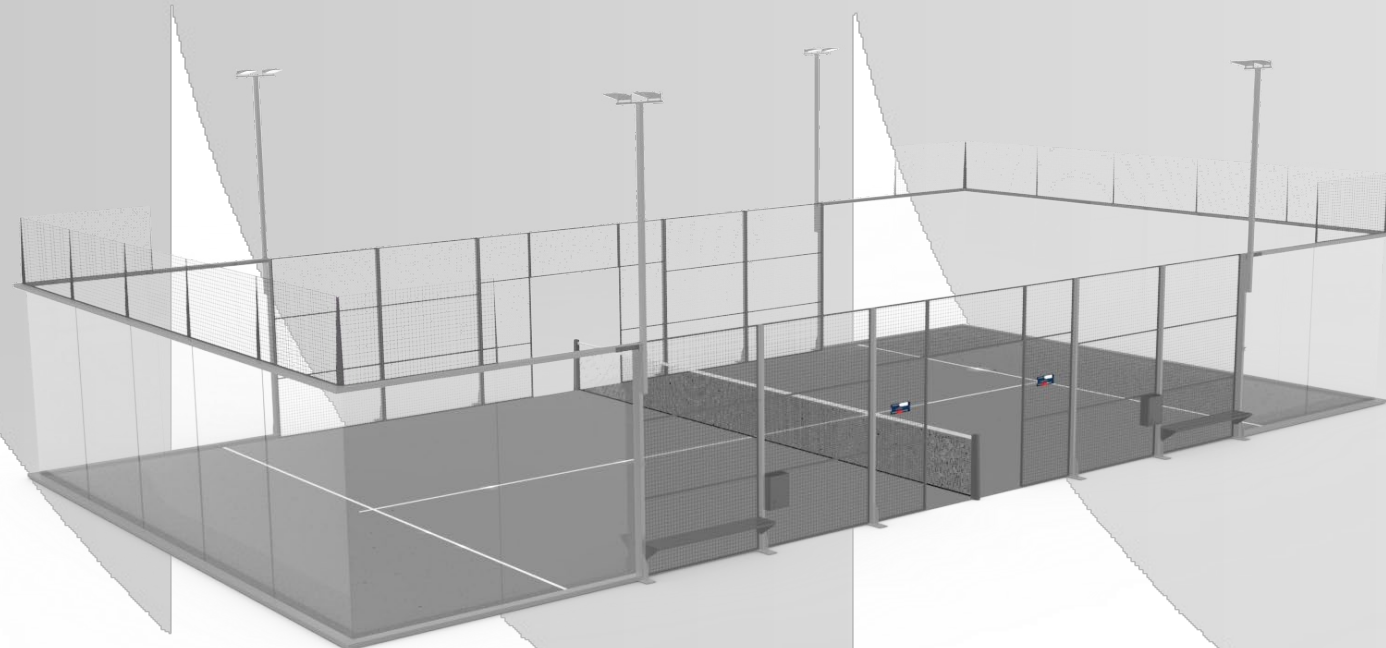
Design

Structure

Glass

Versions

Customization



Accessories

Reinforcements


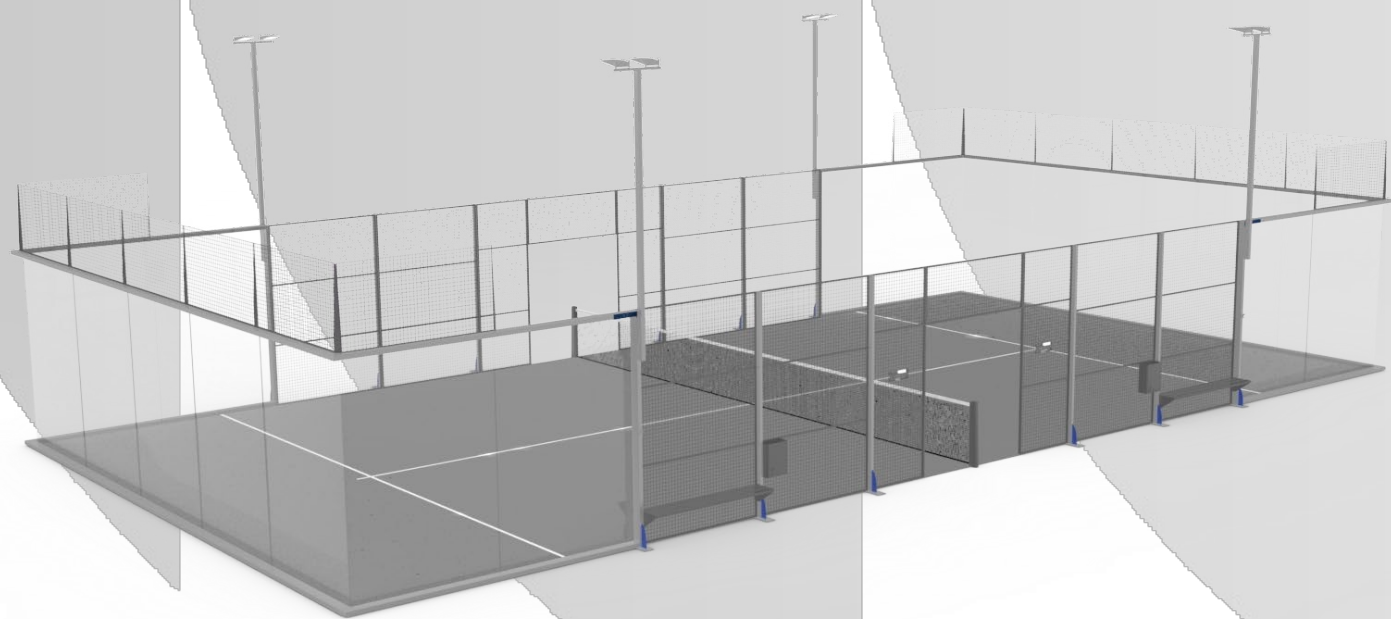
Design

Structure

Glass

Versions

Customization



Accessories

Net posts



- ↔ Width: 84 mm
- ↕ Height: 959 mm
- ↗ Depth: 135 mm
- 🏋️ Weight: 11kg


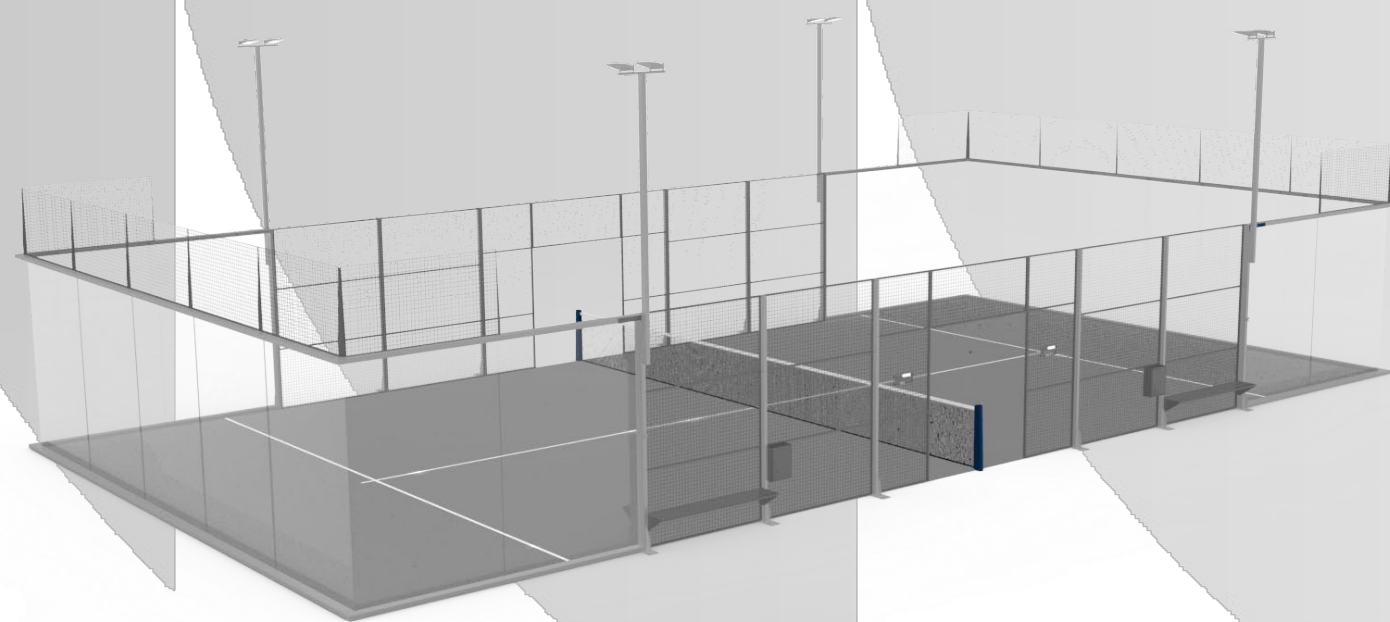
Design

Structure

Glass


Versions

Customization



Accessories

Sliding doors



- ↔ Width: 1040 mm
- ↕ Height: 2120 mm
- ↗ Depth: 50 mm
- 📦 Weight: 22 kg


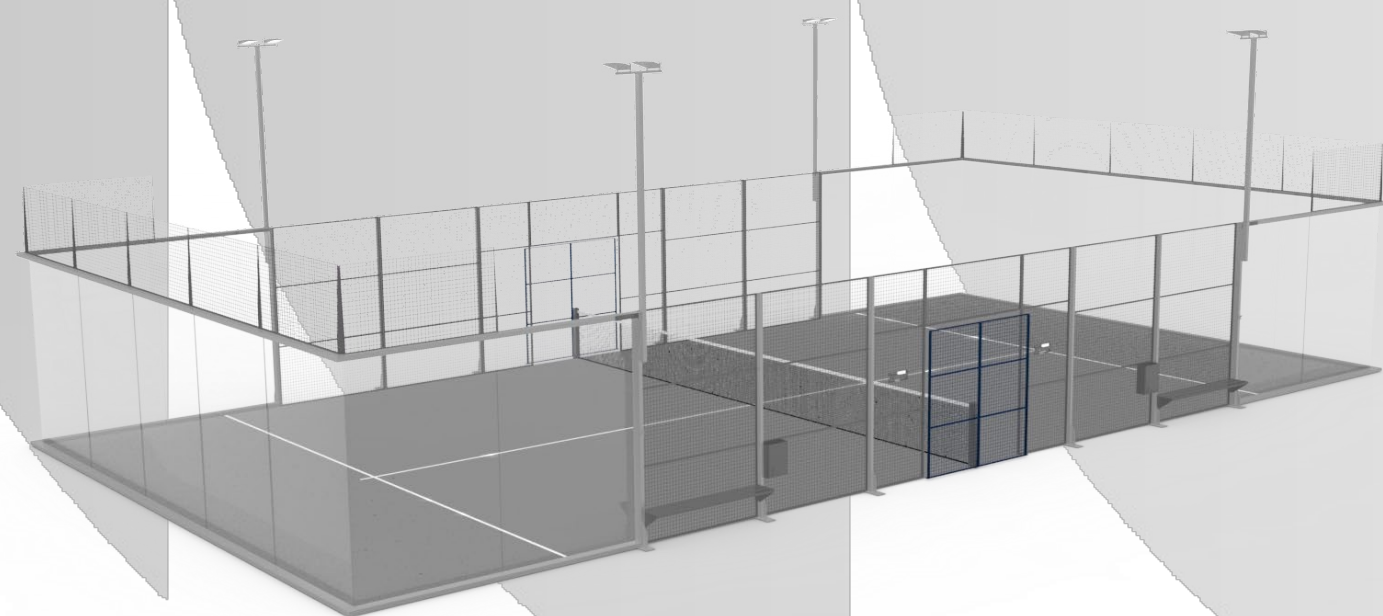
Design

Structure

Glass

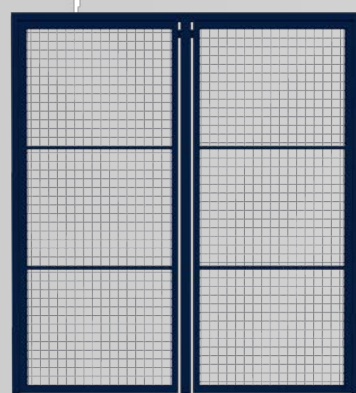
Versions

Customization



Accessories

Hinged doors



↔ Width: 2190 mm

↑↓ Height: 1990 mm

↗ Depth: 170 mm

Ⓟ Weight: 62,6 kg


Design

Structure

Glass

Versions

Customization



PADEL+™

TURNKEY PROJECTS

We help you with your project during the whole process. Residential, club, administration or events project.

CANOPIES

We offer the possibility of supplying and installing covers specifically designed for padel. If you want to work with a local builder, we will assist during the whole process.

TRANSPORT

All materials are packed and protected for the perfect transport, unloading and installation anywhere in the world. We offer personalized service and short delivery times.

FLOATING BASE

The ideal complement to enhance a waterfront property, boost the profitability of a marina or add an unforgettable touch to a sporting events.

MAINTENANCE

We have instructions and a maintenance schedule so that the courts are always at the best level to be able to develop the best padel away from injuries and to play to the maximum of your potential.

BASE FOR COURTS

Place your padel court on any terrain and relocate it almost anywhere you want (pop-up configuration), without requiring expensive site preparation work.



JUBO PADEL

PADEL COURT MANUFACTURER

✉ international@jubopadel.com

🌐 jubopadel.com

☎ +34 865 727 153

📷 [jubopadel](https://www.instagram.com/jubopadel)

📘 [jubopadel](https://www.facebook.com/jubopadel)

📺 [jubopadel](https://www.youtube.com/jubopadel)

🌐 [jubopadel](https://www.linkedin.com/company/jubopadel)

PADEL+™

JUBOPADEL INTERNATIONAL, S.L. | Beniarbeig (Alicante) SPAIN